

Scaled data based on original data using
LM-79-08 Approved Method: Electrical and Photometric Measurements of Solid-
State Lighting Products

Test Report Prepared for
Cooper Lighting Solutions
(formerly Eaton)

Brand: McGRAW-EDISON

Report Number: P200347

Luminaire Tested: **GWC-AF-01-LED-E1-T3-7050-600**

Issue Date: 3/3/2020

Test Information

Test Method: LM-79-08
Report Number: P200347
TEST IS SCALED FROM IESNA LM-79-08 TEST DATA (P24140)
Test Lab: INNOVATION CENTER P2
Issue Date: 3/3/2020
Manufacturer: COOPER LIGHTING SOLUTIONS (FORMERLY EATON)
Product Line: MCGRAW-EDISON
Catalog Number: GWC-AF-01-LED-E1-T3-7050-600
Description: GALLEON WALL LUMINAIRE
(1) 70 CRI, 5000K, 615mA LIGHTSQUARE WITH 16 LEDS EACH AND TYPE III OPTICS
Light Source: -
Ballast/Driver: ELECTRONIC DRIVER

Summary

Lumens per Lamp: N/A
Luminaire Lumens: 4189 lumens
Efficiency: N/A
Efficacy: 123.2 lumens/watt
Luminous Opening: Rectangular (W 0.5' x L: 0.5' x H: 0')
IES Classification: Type III - Short - Full Cutoff
BUG Rating: B1 - U0 - G1

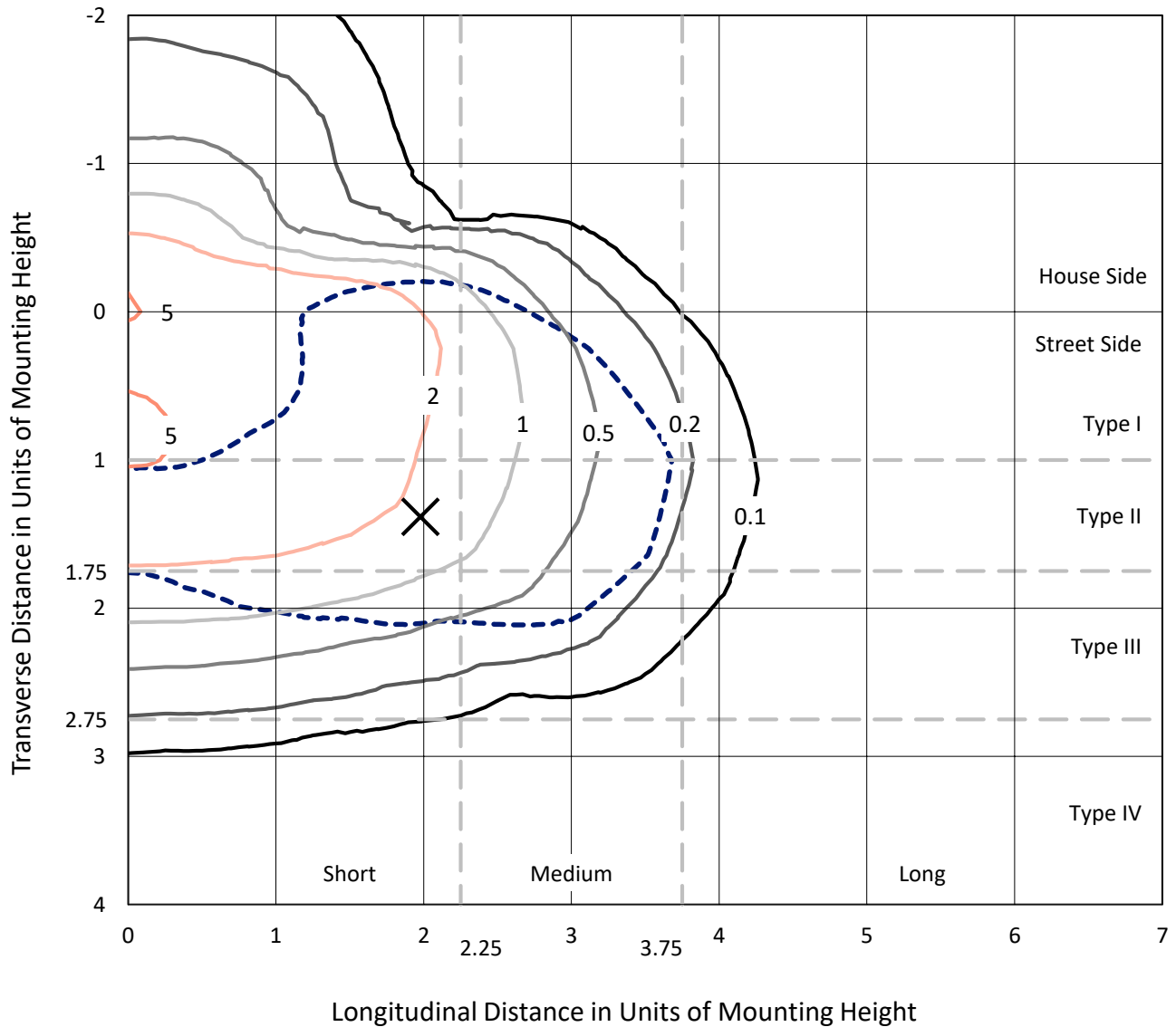
Input Watts (W): 34
Input Voltage (V): NR
Input Current (Ain): NR
Voltage Rise (V): NR
Power Factor: NR
Total Harmonic Distortion (THDi): NR
Frequency (hertz): 60
Stabilization Time: NR
Operation Time: NR
Ambient Temperature (°C): NR
Test Distance: 25 FT



REPORT NUMBER: P200347
 CATALOG NUMBER: GWC-AF-01-LED-E1-T3-7050-600

Iso-Footcandle Lines of Horizontal Illumination

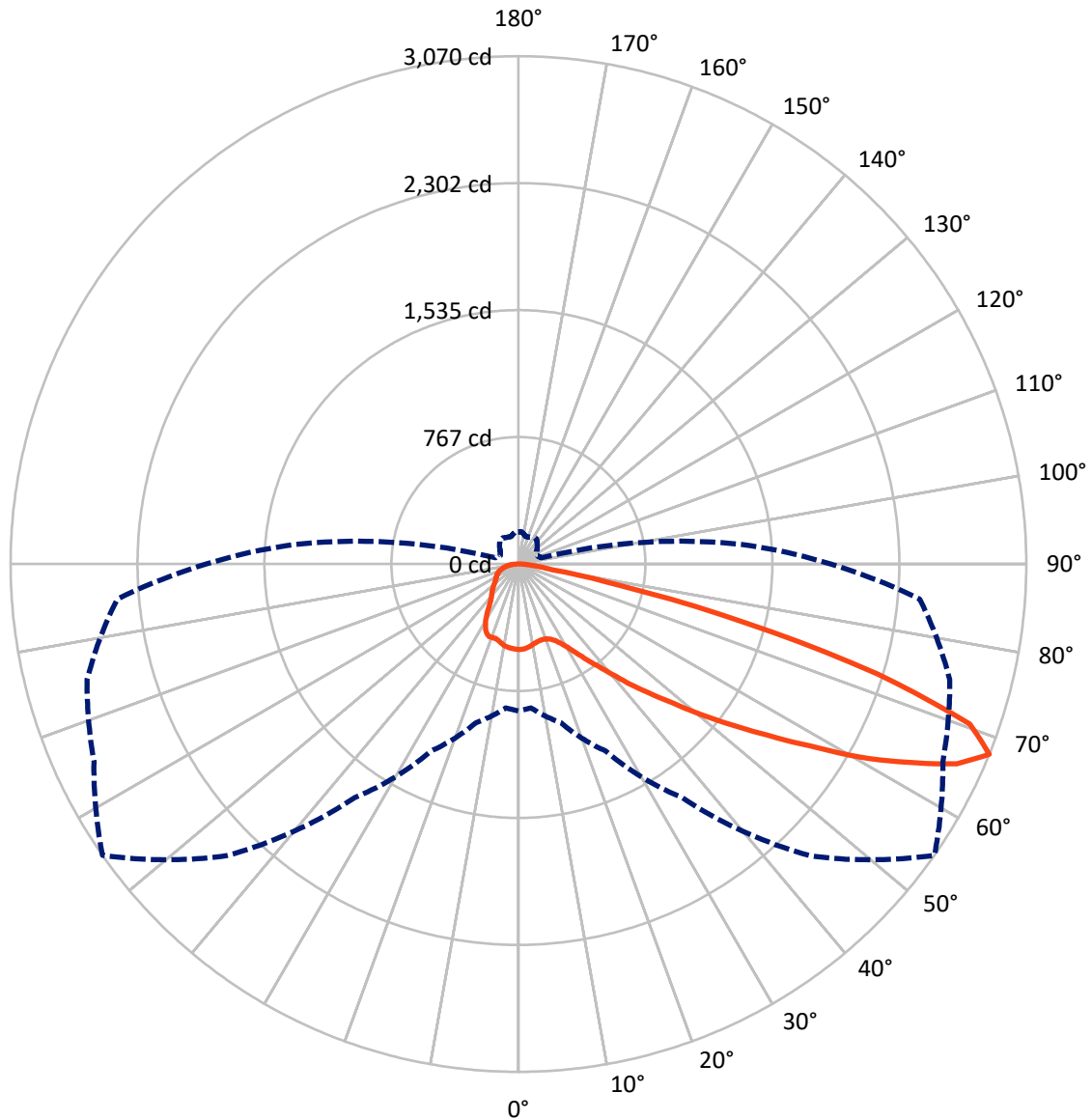
× Max cd
 - - - 1/2 Max cd



Based on 10 foot mounting height. Maximum calculated value = 5.3 fc
 Type III - Short - Full Cutoff

REPORT NUMBER: P200347
CATALOG NUMBER: GWC-AF-01-LED-E1-T3-7050-600

Luminous Intensity Polar Plot



— Vertical Plane Through 55-Deg Lateral - - - Horizontal Cone Through 67.5-Deg Vertical

REPORT NUMBER: P200347

CATALOG NUMBER: GWC-AF-01-LED-E1-T3-7050-600

FLUX DISTRIBUTION:

		Downward	Upward	Total
House Side	Lumens	904.9	0.0	904.9
	% Fixture	21.6	0.0	21.6
Street Side	Lumens	3284.1	0.0	3284.1
	% Fixture	78.4	0.0	78.4
Total	Lumens	4189.0	0.0	4189.0
	% Fixture	100.0	0.0	100.0

Coefficient of Utilization

ZONAL LUMENS:

Zone	Lumens	% Fixture
0°-10°	48.2	1.2
10°-20°	136.5	3.3
20°-30°	228.7	5.5
30°-40°	376.1	9.0
40°-50°	633.2	15.1
50°-60°	996.6	23.8
60°-70°	1189.3	28.4
70°-80°	510.7	12.2
80°-90°	69.6	1.7
90°-100°	0.0	0.0
100°-110°	0.0	0.0
110°-120°	0.0	0.0
120°-130°	0.0	0.0
130°-140°	0.0	0.0
140°-150°	0.0	0.0
150°-160°	0.0	0.0
160°-170°	0.0	0.0
170°-180°	0.0	0.0
0°-90°	4189.0	100.0
0°-180°	4189.0	100.0



REPORT NUMBER: P200347

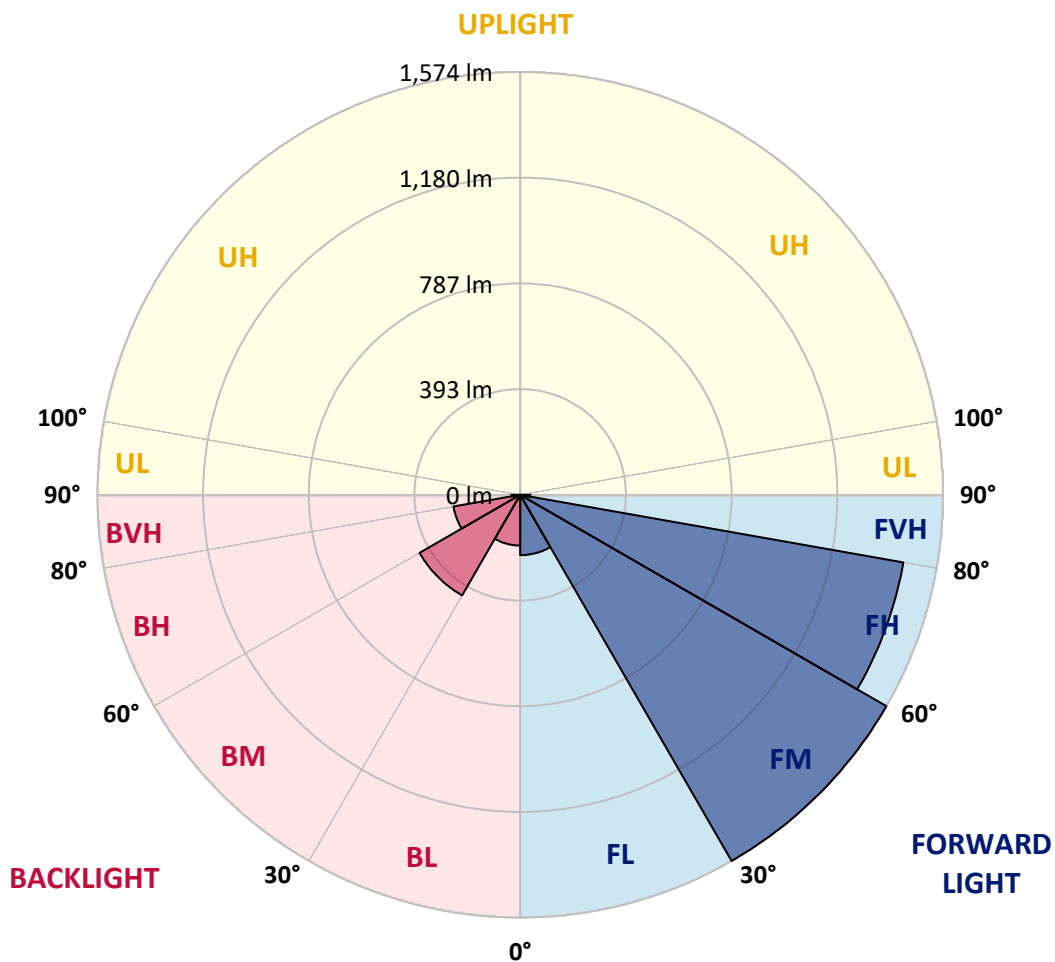
CATALOG NUMBER: GWC-AF-01-LED-E1-T3-7050-600

LUMINAIRE CLASSIFICATION SYSTEM LUMEN TABLE AND BUG RATING:

Zone		Lumens	% Fixture	Zone Rating/Lumen Limit		
				B	U	G
FL	(0°-30°)	224.5	5.4			
FM	(30°-60°)	1573.7	37.6			
FH	(60°-80°)	1448.2	34.6			G1/1800
FVH	(80°-90°)	37.7	0.9			G1/100
BL	(0°-30°)	189.0	4.5	B1/500		
BM	(30°-60°)	432.2	10.3	B1/1000		
BH	(60°-80°)	251.8	6.0	B1/500		G1/500
BVH	(80°-90°)	31.9	0.8			G1/100
UL	(90°-100°)	0.0	0.0		U0/0	
UH	(100°-180°)	0.0	0.0		U0/0	

BUG Rating: B1-U0-G1

Type III Short





REPORT NUMBER: P200347

CATALOG NUMBER: GWC-AF-01-LED-E1-T3-7050-600

CANDELA DISTRIBUTION (FULL):

	0°	5°	15°	25°	35°	45°	55°	65°	75°	85°	90°
0°	516.5	516.5	516.5	516.5	516.5	516.5	516.5	516.5	516.5	516.5	516.5
2.5°	512.1	512.3	512.7	514.3	515.7	515.3	515.5	514.7	514.5	513.3	514.5
5°	505.6	506.2	506.4	509.1	510.7	511.1	510.5	509.5	508.3	507.0	507.6
7.5°	490.9	492.5	492.7	496.3	498.9	502.4	502.6	502.8	502.2	501.4	502.6
10°	481.5	482.0	481.7	484.4	486.4	490.2	492.5	496.3	497.9	498.3	499.1
12.5°	480.9	480.5	479.9	479.9	479.3	480.9	485.0	490.4	494.3	495.5	496.5
15°	487.4	487.2	485.2	482.2	478.3	477.1	480.5	486.6	491.7	494.3	495.3
17.5°	502.0	500.8	497.5	490.7	482.4	479.1	479.5	484.6	490.4	493.9	494.9
20°	528.7	528.7	521.8	508.9	494.1	486.4	482.8	485.8	491.5	496.1	497.5
22.5°	574.8	575.2	563.7	542.4	517.6	501.2	492.1	491.5	498.1	503.4	505.0
25°	640.2	638.6	622.4	592.0	554.2	527.1	511.3	507.6	513.3	519.2	521.2
27.5°	716.2	710.4	691.2	654.5	605.6	565.9	541.6	535.8	541.2	547.9	549.9
30°	791.5	785.4	762.6	722.5	668.1	617.9	583.1	573.6	581.3	590.8	592.0
32.5°	866.8	866.8	841.3	794.6	735.3	680.0	638.4	627.0	639.8	651.3	653.9
35°	956.8	957.2	932.5	876.3	812.6	754.1	708.2	699.9	719.1	727.2	733.4
37.5°	1067.5	1069.7	1038.0	970.0	900.2	838.7	784.0	772.7	791.9	814.0	834.2
40°	1187.1	1189.9	1154.9	1071.1	1001.3	937.0	877.9	857.5	889.4	931.5	957.6
42.5°	1301.2	1315.8	1282.0	1195.8	1120.7	1054.1	994.3	964.5	1004.6	1068.1	1090.8
45°	1466.1	1476.6	1417.7	1339.6	1269.0	1194.6	1115.2	1083.9	1139.9	1220.1	1224.7
47.5°	1576.0	1568.1	1538.1	1489.6	1444.8	1375.2	1255.9	1221.5	1295.9	1390.2	1364.1
50°	1634.4	1636.9	1632.8	1635.6	1637.3	1593.6	1428.3	1381.1	1469.9	1583.8	1523.8
52.5°	1689.1	1672.9	1686.2	1752.6	1832.7	1816.5	1615.8	1566.6	1656.5	1798.7	1692.5
55°	1687.8	1663.2	1706.7	1823.8	1997.6	2016.2	1826.4	1769.8	1853.8	2029.2	1871.4
57.5°	1628.2	1629.4	1696.3	1849.7	2112.5	2204.0	2070.9	1985.9	2063.0	2262.7	2034.6
60°	1546.0	1557.1	1653.6	1845.5	2204.6	2358.0	2370.7	2218.8	2267.9	2474.9	2169.8
62.5°	1413.5	1425.2	1558.3	1801.3	2190.6	2506.3	2641.8	2483.0	2482.2	2603.6	2209.4
65°	1204.5	1201.0	1340.8	1636.4	2073.5	2615.9	2911.1	2711.4	2643.6	2605.6	2129.7
67.5°	888.2	872.9	992.8	1246.4	1723.5	2493.1	3069.6	2830.4	2698.7	2434.2	1886.1
70°	460.9	445.5	542.7	727.8	1133.5	1945.8	2894.1	2768.9	2577.1	2040.5	1477.6
72.5°	197.1	194.4	233.9	319.3	548.3	1122.3	2269.3	2396.6	2211.3	1520.3	1015.9
75°	132.5	131.7	146.5	174.0	246.6	455.4	1420.2	1701.2	1617.8	942.7	571.4
77.5°	104.0	103.0	111.7	125.0	159.8	179.7	630.3	913.3	845.3	410.3	250.1
80°	81.3	80.5	86.0	93.3	114.9	113.3	207.4	363.4	281.2	157.2	121.6
82.5°	64.1	64.1	68.6	68.8	81.5	77.3	108.2	160.0	140.4	91.7	74.5
85°	58.7	58.7	63.3	51.4	53.2	48.8	67.2	94.9	89.0	37.6	32.4
87.5°	29.5	28.7	53.2	45.5	28.9	25.9	32.8	45.9	49.4	20.8	16.2
90°	0.0	0.0	0.0	0.0	0.0	0.0	0.0	0.0	0.0	0.0	0.0



REPORT NUMBER: P200347

CATALOG NUMBER: GWC-AF-01-LED-E1-T3-7050-600

CANDELA DISTRIBUTION (continued):

	95°	105°	115°	125°	135°	145°	155°	165°	175°	180°
0°	516.5	516.5	516.5	516.5	516.5	516.5	516.5	516.5	516.5	516.5
2.5°	514.1	513.9	514.3	514.5	516.1	518.4	519.4	520.8	521.6	521.2
5°	508.1	508.5	510.1	511.3	514.1	517.8	519.8	521.4	522.8	522.2
7.5°	503.0	504.0	506.4	507.4	509.1	510.1	509.9	510.5	511.7	510.3
10°	500.2	501.4	503.2	501.8	497.9	492.5	487.4	484.8	485.6	484.6
12.5°	497.3	498.9	497.5	490.9	480.1	473.0	469.2	469.6	471.4	471.8
15°	495.7	496.3	490.2	477.7	466.8	465.8	467.8	467.4	467.6	467.6
17.5°	495.7	494.1	482.8	470.2	465.6	463.7	457.5	449.6	446.1	444.9
20°	498.3	494.1	480.3	472.0	461.9	446.3	429.7	415.2	408.7	406.9
22.5°	506.2	498.9	487.2	472.8	444.1	418.0	391.7	374.3	362.6	360.6
25°	522.2	514.1	500.8	462.1	415.8	378.6	348.6	329.2	317.5	315.8
27.5°	550.1	544.9	508.1	438.4	378.2	338.3	310.6	295.6	286.9	286.3
30°	592.2	589.6	504.4	403.4	331.8	299.2	285.9	277.2	270.7	270.5
32.5°	659.4	638.2	492.5	360.8	289.5	271.5	266.1	260.8	255.7	255.7
35°	745.8	677.4	469.8	315.0	263.8	256.2	249.3	241.0	234.3	233.9
37.5°	847.4	701.7	429.1	278.2	251.7	245.8	235.7	223.4	211.6	209.6
40°	949.9	709.0	371.9	255.5	244.0	235.5	223.2	208.6	197.3	196.7
42.5°	1044.0	695.0	311.2	240.0	236.3	225.0	212.0	199.1	190.2	190.0
45°	1122.9	658.8	260.2	225.2	228.2	215.5	203.9	193.4	186.5	185.1
47.5°	1197.2	607.6	224.4	209.6	220.1	210.2	200.5	190.6	183.9	182.9
50°	1283.4	552.4	199.3	194.4	213.1	208.4	203.3	193.0	181.9	180.7
52.5°	1387.8	504.6	179.7	181.1	207.6	210.8	210.6	199.9	180.5	178.9
55°	1504.3	451.6	164.9	170.2	205.4	215.3	212.4	206.4	181.7	179.3
57.5°	1619.0	389.7	154.6	161.9	202.1	214.9	203.7	195.0	184.5	181.1
60°	1705.0	306.5	146.7	154.6	195.0	208.2	194.2	182.7	183.9	181.3
62.5°	1710.7	236.9	137.2	148.3	184.3	201.5	188.0	177.2	186.5	184.1
65°	1610.1	179.1	128.1	140.8	172.8	197.3	181.9	174.2	192.0	189.4
67.5°	1355.6	144.1	120.4	133.1	161.3	188.4	176.4	171.4	196.9	192.2
70°	978.7	122.8	112.9	123.8	150.9	178.3	171.6	166.3	183.7	176.4
72.5°	602.5	106.4	104.4	111.5	143.0	167.7	164.3	156.8	165.5	159.6
75°	300.9	92.3	94.9	99.3	131.9	155.8	152.2	144.7	145.9	144.7
77.5°	144.1	78.9	83.8	87.2	117.6	142.2	138.4	130.7	129.3	129.5
80°	91.3	66.0	70.6	73.0	105.0	126.5	122.6	114.9	131.1	121.6
82.5°	57.1	53.6	54.8	59.3	91.5	110.1	105.0	98.1	118.2	93.5
85°	31.6	37.4	39.0	42.9	70.4	92.1	87.0	78.3	70.2	69.0
87.5°	18.8	22.3	22.9	25.7	47.3	66.6	58.9	55.8	46.3	46.1
90°	0.0	0.0	0.0	0.0	0.0	0.0	0.0	0.0	0.0	0.0

(END OF REPORT)